

TEL. 9575997, 9567298, 9554725

JANATA BANK LIMITED

For Previous Rate Sheet Click

PABX-575,

TREASURY DEPARTMENT

<https://goo.gl/URA0t4>

Mail: fxdeal@janatabank-bd.com

HEAD OFFICE, DHAKA

EID MUBARAK

Exchange Rate Circular - 186

INDICATIVE ONLY: Rates may vary in the

DATE : **10 Oct 2019**

EFFECTIVE DATE: **10-12 Oct'19**

same day

Thursday

A) CROSS RATE OF SYD, TOK, HKG & S.E. ASIAN MARKETS AS ON 10/10/2019

	GBP/USD	EUR/USD	USD/JPY	USD/C.DLR	USD/S.FRA	AUD/USD
SELLING	1.2226	1.0990	107.4500	1.3318	0.9944	0.6784
BUYING	1.2225	1.0989	107.4700	1.3319	0.9945	0.6784

B) JANATA BANK LTD'S CASH

CURRENCY & T.C TO PUBLIC TK PER UNIT OF FOREIGN CURREN

SELLING	CURRENCY	BUYING	SELLING	CURRENCY	BUYING
86.8000	US Dollar	85.8000	22.5000	Saudi Riyal	21.4000
105.2000	G. B. Pound	101.4000	23.3000	UAE. Dirham	22.3000
95.4000	Euro	92.4000	20.8000	MAL.Ringit	19.5000
57.5000	Aus. Dollar	55.5000	1.2600	Indian Rupee	1.1800

BE SAME AS SELLING T.T.& O.D AND BUYING O.D. TRANSFER

C)	SELLING		NAME OF CURRENCY	BUYING			
	T.T.& O.D.	B.C.		T.T.CLEAN	T.T.DOC	O.D.SIGHT EXP.BILLS	O.D. TRANSFER
	84.7000	84.7500	US Dollar	84.0000	83.9500	83.9000	83.7800
	104.4900	104.6267	G. B. POUND	102.4555	102.1455	101.9464	101.5272
	94.9606	95.0436	EURO	93.2867	92.9378	92.7189	91.8500
	0.8108	0.8162	JP.YEN	0.7836	0.7768	0.7755	0.7727
	65.6227	65.7664	CAN.DLR	65.0207	64.8476	64.6539	64.0502
	85.7507	86.0109	SWISS.FRANC	84.5539	84.3634	84.2874	84.2213
	218.4894	218.6537	OMANIAN RIYAL	215.8904	215.6567	215.0211	213.7055
	11.0000	11.2882	H.K.DLR	10.6963	10.6848	10.6536	10.6224
	63.1179	64.5896	SING.DLR	62.8428		62.6000	60.9625
	2.8190	2.8300	THI.BAHT	2.7696		2.7585	2.7504
	20.3626	20.4198	MAL.RINGIT	19.9976		19.9178	19.8595
	23.2411	23.2493	UAE.DIRHAM			22.7454	22.6788
	22.7596	22.8176	SAUDI RIYAL			22.2773	22.2100
	22.9269	23.5788	QATAR RIYAL				22.2638
	279.7895	280.0882	KUWAIT DINAR				270.0000
	223.4311	223.5107	BAHRAIN DINAR				216.9772
	12.6404	12.9546	CHINESE YUAN				12.0611

D) USANCE RATE:	30 DAYS	60 DAYS	90 DAYS	120 DAYS	150 DAYS	180 DAYS
US Dollar	83.4000	82.9100	82.4200	81.9300	81.4400	80.9500
G. B. POUND	101.3487	100.7511	99.8973	99.5558	98.9581	98.3605
EURO	92.1747	91.6306	90.8532	90.5422	89.9980	89.4539

E) FORWARD RATE:		1 MONTH	2 MONTHS	3 MONTHS	6 MONTHS	1 YEAR
SELLING	US Dollar	85.2282	85.6764	86.1646	87.5293	0.0000
BUYING	US Dollar	84.2975	84.5950	84.8925	85.7850	0.0000


F) NFCD INTT RATE, EFFECT ON: 01.10.19 To 15.10.19	1 MONTH	3 MONTHS	6 MONTHS	12 MONTHS
US Dollar	1.78150	1.84863	1.81300	1.79325
G. B. POUND	0.46350	0.51088	0.57850	0.64213
EURO	0.00000	0.00000	0.00000	0.00000

G) LIBOR AS ON 09/10/2019, **60 DAYS 1.97850** **90 DAYS 1.98425** **180 DAYS 1.94275**


H) INDICATIVE RATE OF 01 SDR, USD WITH NTL, CUR OF ACU MEMBERS AS IMF RATE 04/10/2019	IN.RS	N.RS	SL.RS	PK.RS	BD TK	USD
USD 1	70.8704	115.7938	184.2132	141.5843	84.3550	
SDR 1	96.9340	158.3787	251.9603	193.6540	115.3778	1.3678


IN CASE OF AUS. DOLLAR CASH RATE WILL BE USED FOR T.T ALSO

Rates mentioned in row C, D, E and F are applicable only for bank's own customers.


Md. Nur Islam
PO
Prepared By


Md. Mokhlesur Rahman
SPO
Checked By


M.M. Awrangzeb
AGM
Authorised Signature


Md. Tofazzal Hossain
DGM
Authorised Signature